

Nevada Bureau of Mines and Geology

SPECIAL PUBLICATION P-12

Major Mines of Nevada 2000

Mineral Industries in Nevada's Economy

By Doug Driesner and Alan Coyner

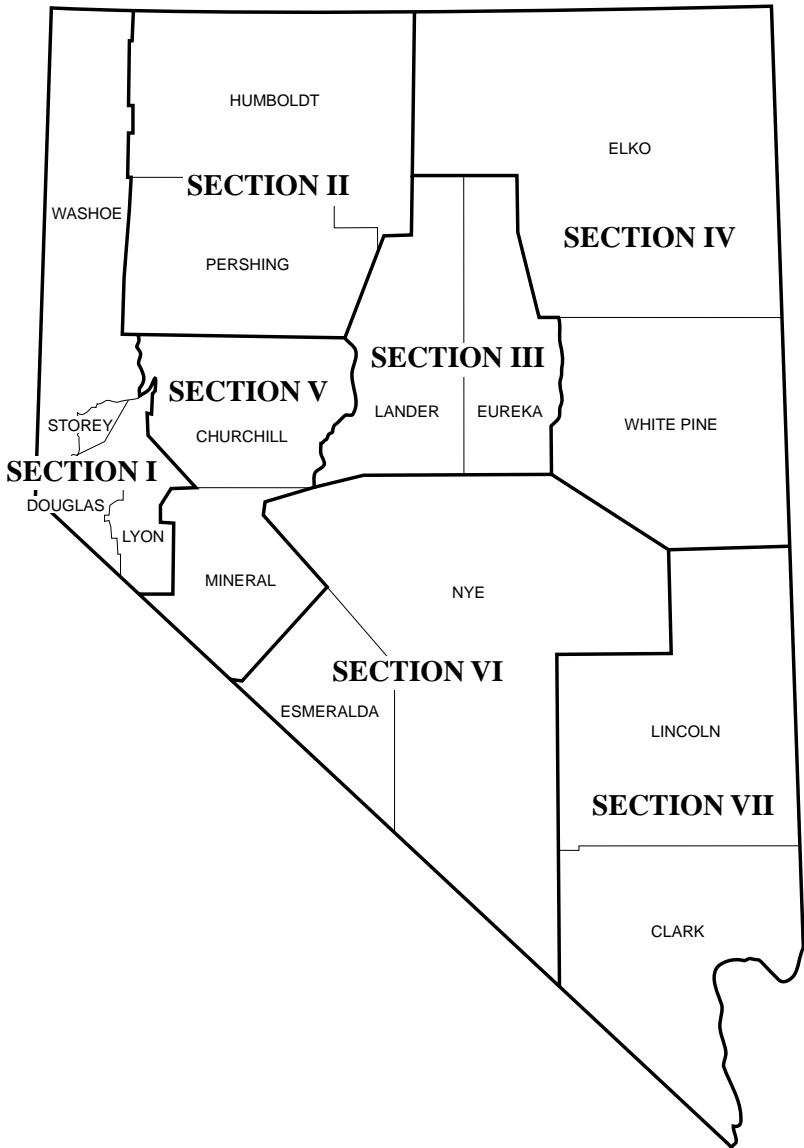
The Nevada Division of Minerals

2001

This is the twelfth of an annual series of summary reports on major mines of Nevada. Sand and gravel operations are not included. Information on employment and production for the calendar year 2000 was provided by the individual mine operators. The Nevada Division of Minerals maintains a complete register of Nevada mines. For further information, contact them at 400 W. King, Suite 106, Carson City, Nevada 89703 or call (775) 684-7040, or visit their Web site at www.minerals.state.nv.us.

MACKAY SCHOOL OF MINES

UNIVERSITY
OF NEVADA
RENO



Contents

Major mines

Section I

- Lyon County 5
- Storey County 5

Section II

- Humboldt County 7
- Pershing County 8

Section III

- Eureka County 11
- Lander County 12

Section IV

- Elko County 15
- White Pine County 15

Section V

- Churchill County 17
- Mineral County 17

Section VI

- Esmeralda County 18
- Nye County 18

Section VII

- Clark County 21
- Lincoln County 21

Summary of 2000 production 22

**Economic impacts of mining
in Nevada-2000 23**

**Major mines, oil fields, and
geothermal plants, 2000 (map) 27**

Index 28

Section I

Lyon County

Adams Claim Gypsum Mine (1)

Operator:

Art Wilson Co.
P.O. Box 20160
Carson City, NV 89721
775-882-0700 Fax: 882-0790
Company employees: 17

Production:

Gypsum - 132,754 tons

CR Minerals Mine (2)

Operator:

CR Minerals Corp.
100 Front Street
Fernley, NV 89408
775-575-2536 Fax: 575-4857
Company employees: 17

Production:

Diatomite

Hazen Pit (3)

Operator:

Eagle-Picher Minerals, Inc.
P.O. Box 10408
Reno, NV 89510
775-824-7700 Fax: 824-7715

Production:

Diatomite

NCC Limestone Quarry (4)

Operator:

Nevada Cement Co.
P.O. Box 840
Fernley, NV 89408
775-575-2281 Fax: 575-4387
Company employees: 129

Production:

Limestone/Clay

Storey County


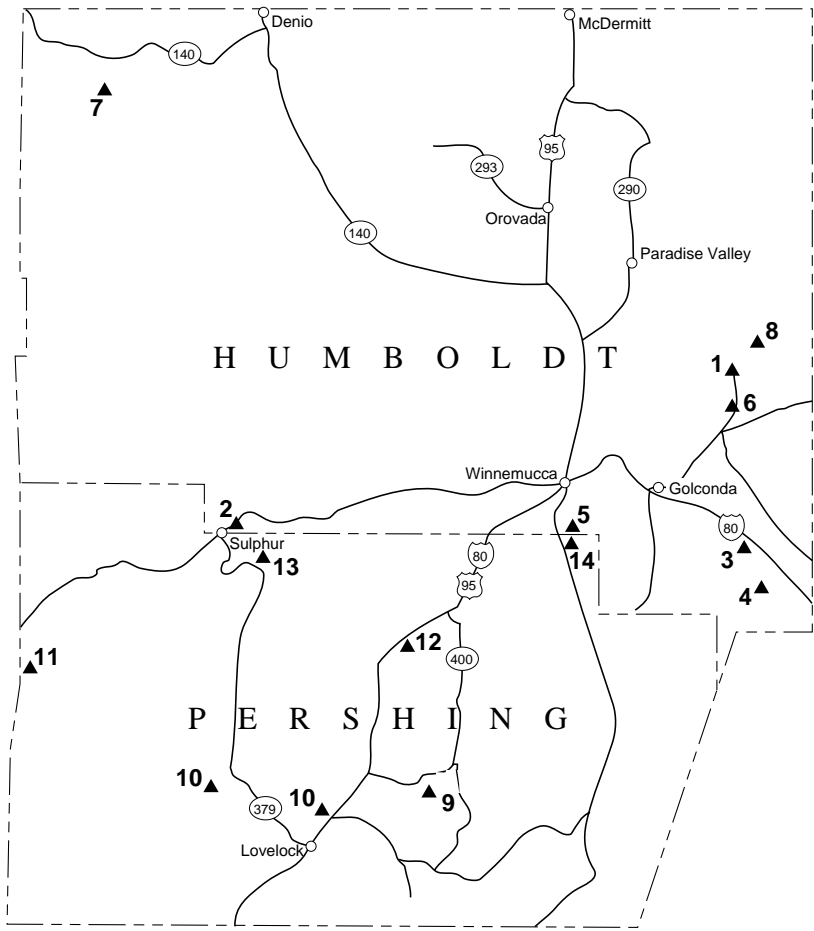
Clark Mine and Mill (5)

Operator:

Eagle-Picher Minerals, Inc.
P.O. Box 10408
Reno, NV 89510
775-824-7700 Fax: 824-7715
Company employees: 74

Production:

Diatomite



Section II

Humboldt County

Getchell and Turquoise Ridge Mines (1)

Operator:

Getchell Gold Corp.
HC-66 Box 220
Golconda, NV 89414-9702
775-529-5001 Fax: 529-0752
Company employees: 20

Production:

Gold - Development/stockpiling

Hycroft Mine (2)

Operator:

Hycroft Resources & Dev., Inc.
P.O. Box 3030
Winnemucca, NV 89446
775-623-5260 Fax: 623-0215
Company employees: 7

Production:

Gold - 13,493 oz
Silver - 38,418 oz
Mercury - 7,447 lbs

Lone Tree Mine (3)

Operator:

Newmont Mining Corp.
P.O. Box 388
Valmy, NV 89438
775-635-9000 Fax: 635-0111
Company employees: 334

Production (includes Trenton Canyon):

Gold - 281,022 oz
Silver - 38,346 oz

Marigold Mine (4)

Operator:

Glamis Gold, Inc.
P.O. Box 160
Valmy, NV 89438
775-623-9571 Fax: 635-2551
Company employees: 100

Production:

Gold - 68,000 oz

MIN-AD Mine and Mill (5)

Operator:

MIN-AD, Inc.
4210 W. Jungo Road
Winnemucca, NV 89445
775-623-5944 Fax: 623-9028
Company employees: 15
Contract employees: 4

Production:

Dolomite - 74,092 tons

Pinson Mine (6)

Operator:

Pinson Mining Co.
P.O. Box 129
Winnemucca, NV 89446
775-529-5026 Fax: 529-5030
Company employees: 9

Production:

Gold - 1,116 oz
Silver - 31 oz

Royal Peacock Opal Mine (7)

Operator:

Walter Wilson
1 Homestead Road P.O. 144
Orovada, NV 89425
775-941-0374

Production:

Precious opal

Twin Creeks Mine (8)

Operator:

Newmont Mining Corp.
P.O. Box 69
Golconda, NV 89414
775-623-4300 Fax: 635-4602
Company employees: 646

Production:

Gold - 779,075 oz
Silver - 103,909 oz

Pershing County

Coeur Rochester Mine (9)

Operator:

Coeur D'Alene Mines Corp.
P.O. Box 1057
Lovelock, NV 89419
775-273-7995 Fax: 273-7050
Company employees: 246

Production:

Gold - 75,886 oz
Silver - 6,678,274 oz

Colado Mine and Plant (10)

Operator:

Eagle-Picher Minerals, Inc.
150 Coal Canyon Road
Lovelock, NV 89419
775-824-7540 Fax: 824-7582
Company employees: 140

Production:

Diatomite, Perlite

Empire Mine (11)

Operator:

United States Gypsum Co.
P.O. Box 130
Empire, NV 89405
775-557-2341 Fax: 557-2212
Company employees: 148

Production:

Gypsum - 499,236 tons

Florida Canyon Mine (12)

Operator:

Florida Canyon Mining, Inc.
P.O. Box 330
Imlay, NV 89418
775-538-7300 Fax: 538-7324
Company employees: 195
Contract employees: 6

Production:

Gold - 173,623 oz
Silver - 129,361 oz

Rosebud Mine (13)

Operator:

Hecla Mining Co.
P.O. Box 2610
Winnemucca, NV 89446
775-623-6912 Fax: 623-6967
Company employees: 97

Production:

Gold - 47,944 oz
Silver - 191,919 oz

W. Glen Sexton Family Trust (14)

Operator:

Nutritional Additives Corp.
415 Wellington Street
Winnemucca, NV 89445
775-623-1151 Fax: 623-1153
Company employees: 6

Production:

Dolomite - 3,172 tons

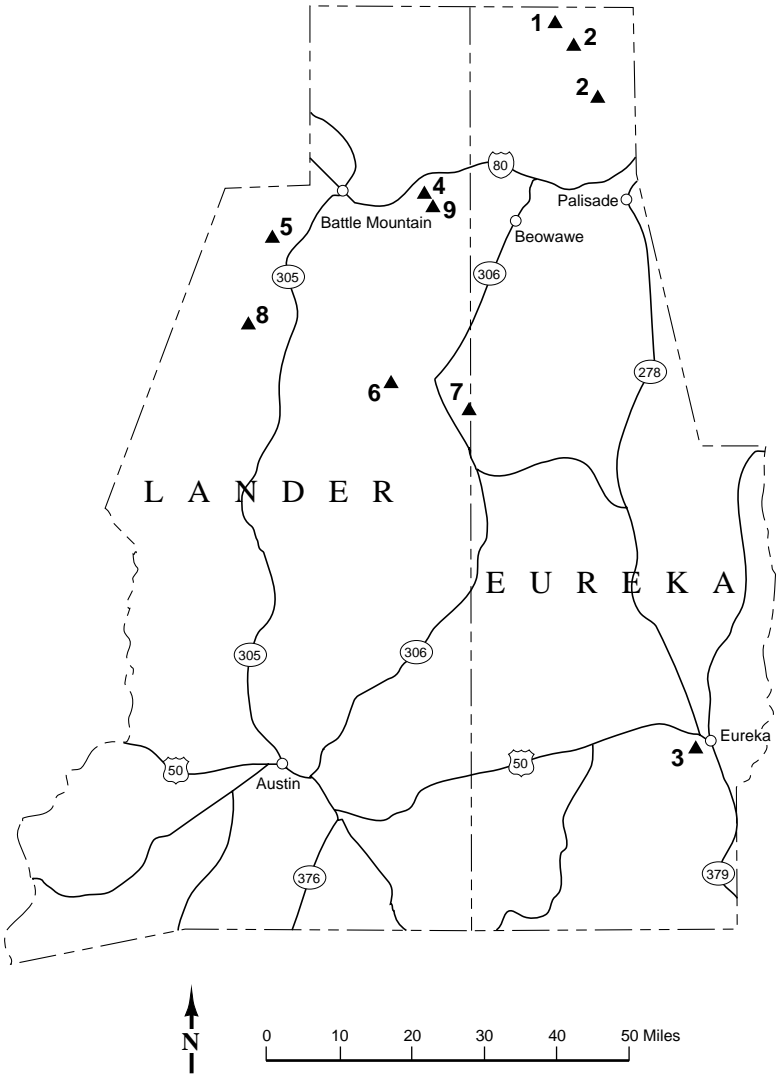


Safety specialist, Randy Squires, checks on equipment at the Newmont Mine East Carlin site

***“My dad, my inspiration, my friend”
photo by Shannon Squires***

Voices of Youth program

17-year-old Shannon Squires of Elko, Nevada visited the Newmont Mine this past summer with camera and recorder in hand documenting life in the mining industry. Her work was part of the Voices of Youth program; an internship sponsored by the Western Folklife Center providing local students with training in professional photography and sound recording. Interns used their newly acquired skills to present a photographic exhibition and CD recording focusing on issues facing people in the rural west. To see and hear more about the Voices of Youth program, visit www.westernfolklife.org/voy. Shannon intends to major in photo journalism when she begins college.



Section III

Eureka County

Betze-Post Mine (1)

Operator:

Barrick Goldstrike Mines, Inc.
P.O. Box 29
Elko, NV 89803
775-738-8043 Fax: 738-6543
Company employees: 1,333
Contract employees: 220

Production:

Gold - 1,646,640 oz
Silver - 52,000 oz

Ruby Hill Mine (3)

Operator:

Homestake Mining Co.
P.O. Box 676
Eureka, NV 89316
775-237-6060 Fax: 237-5408
Company employees: 90
Contract employees: 9

Production:

Gold - 125,193 oz
Silver - 7,984 oz


Carlin Operations (2)

Operator:

Newmont Mining Corp.
P.O. Box 669
Carlin, NV 89822
775-778-4000 Fax: 778-4757
Company employees: 1,633

Production:

Gold - 1,708,665 oz
Silver - 92,170 oz
Mercury - 12,100 pounds



Underground miner at work at the
Newmont Mining Corporation East Carlin site

“Beware the tommy knockers!”
photo by Shannon Squires

Lander County

Argenta Mine and Mill (4)

Operator:

Baker Hughes INTEQ
P.O. Box 277
Battle Mountain, NV 89820
775-635-5441

Company employees: 18

Shipped:

Barite - 44,835 tons

Battle Mountain Complex (5)

Operator:

Battle Mountain Gold Co.
P.O. Box 1627
Battle Mountain, NV 89820
775-635-2465 Fax: 635-8677

Company employees: 20

Contract employees: 1

Production:

Gold - 1,509 oz
Silver - 1,756 oz

Battle Mountain Grinding Plant (Greystone Mine) (6)

Operator:

M-I L.L.C.
P.O. Box 370
Battle Mountain, NV 89820
775-635-5135 Fax: 635-2191

Company employees: 80

Shipped:

Barite - 333,734 tons

Cortez Gold Mines (7)

Operator:

Placer Dome U.S. Inc.
HC66-50 Star Route
Beowawe, NV 89821
775-468-4400 Fax: 468-4496

Company employees: 377

Contract employees: 9

Production:

Gold - 1,009,992 oz

McCoy/Cove Mine (8)

Operator:

Echo Bay Minerals Co.
P.O. Box 1658
Battle Mountain, NV 89820
775-635-5500 Fax: 635-5098

Company employees: 149

Contract employees: 25

Production:

Gold - 162,784 oz
Silver - 12,328,297 oz

Mule Canyon (9)

Operator:

Newmont Mining Corp.
P.O. Box 338
Valmy, NV 89438
775-635-9000 Fax: 635-0111

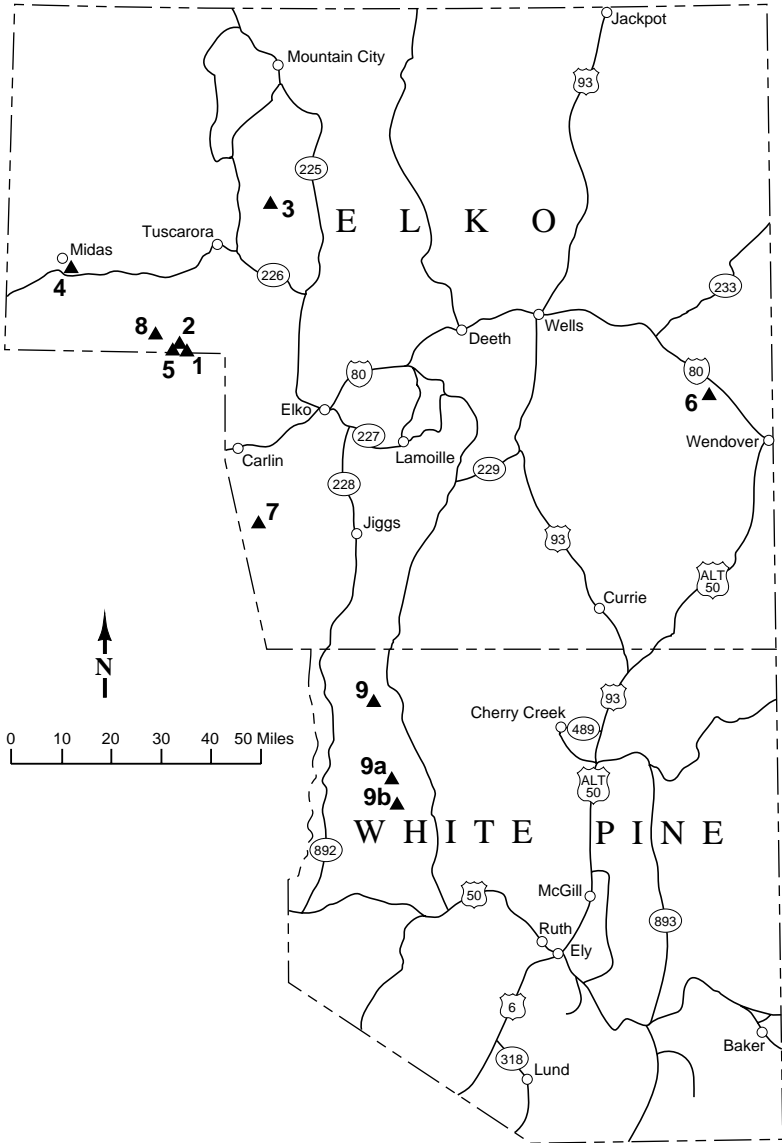
Company employees:
included with Lone
Tree Mine

Production:

Gold - 40,027 oz
Silver - 5,856 oz



Phil Sullivan talks with visitors to the Newmont Mine East Carlin site this past summer, *photo by Shannon Squires*



Section IV

Elko County

Capstone/Bootstrap Mine (1)

Operator: Newmont Mining Corp.
P.O. Box 669
Carlin, NV 89822
775-778-4000 Fax: 778-4757
Employees: included with
Carlin Operations
Production: Gold - 131,979 oz
Silver - 13,402 oz
Mercury - 1,759 lbs

Dee Gold Mine (2)

Operator: Glamis Gold, Inc.
P.O. Box 160
Valmy, NV 89438
775-761-1709 Fax: 934-0082
Company employees: 41
Contract employees: 21
Production: Gold - 61,171 oz
Silver - 110,900 oz

Jerritt Canyon Mine (3)

Operator:
AngloGold (Jerritt Canyon) Corp.
HC31 Box 78
Elko, NV 89801
775-738-5006 Fax: 758-5453
Company employees: 436
Contract employees: 12
Production: Gold - 334,747 oz

Ken Snyder Mine (4)

Operator: Dynatec Mining Corp.
HC 66 Box 105
Midas, NV 89414-9801
775-529-0611 Fax: 529-0612
Company employees: 229
Contract employees: 5
Production:
Gold - 197,800 oz
Silver - 1,941,989 oz

Meikle Mine (5)

Operator: Barrick Goldstrike Mines, Inc.
P.O. Box 29
Elko, NV 89803
775-738-8043 Fax: 738-6543
Company employees: 468
Contract employees: 60
Production: Gold - 805,718 oz
Silver - 205,000 oz

Pilot Peak Lime Plant (6)

Operator: Graymont Western U.S.
P.O. Box 2520
West Wendover, NV 89883
775-483-5463 Fax: 483-5149
Company employees: 48
Production: Limestone, Quicklime,
Hydrate

Rain Mine (7)

Operator: Newmont Mining Corp.
P.O. Box 669
Carlin, NV 89822
775-778-4000 Fax: 778-4757
Employees: included with
Carlin Operations
Production: Gold - 25,004 oz
Silver - 2,539 oz
Mercury - 333 lbs

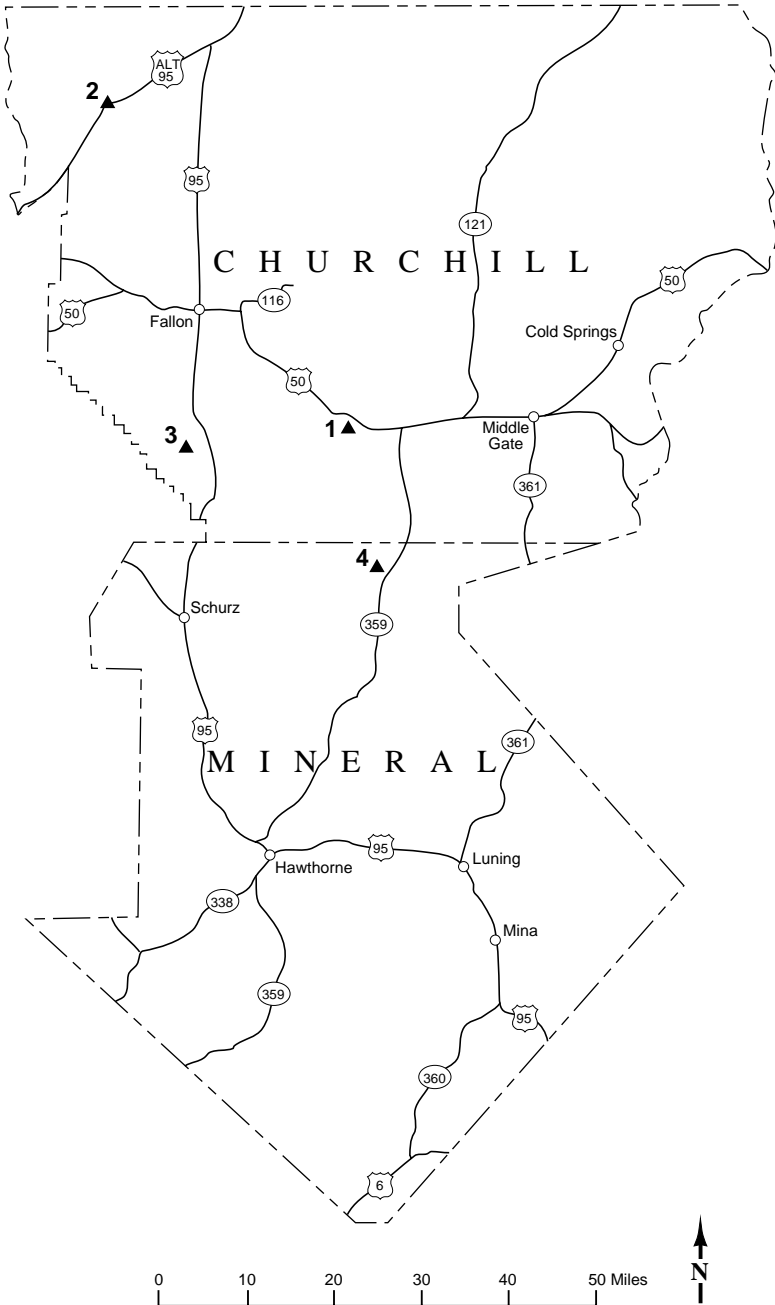
Rossi Mine–Dunphy Mill (8)

Operator: BAROID (Halliburton
Energy Services, Inc.)
912 Dunphy Ranch Rd.
Battle Mountain, NV 89820
775-468-0515 Fax: 468-2060
Company employee: 1
Contract employees: 34
Shipped: Barite - 99,697 tons

White Pine County

Bald Mountain Mine (9)

Operator: Placer Dome U.S. Inc.
P.O. Box 2706
Elko, NV 89803
775-744-4227 Fax: 744-4216
Company employees: 127
*Production (includes Casino/Winrock,
Mooney Basin, Little Bald Mountain,
Alligator Ridge [9a], and Yankee [9b]):*
Gold - 134,469 oz,
Silver - 14,400 oz



Section V

Churchill County

Huck Salt (1)

Operator:

Huck Salt & Sons, Inc.
5033 Austin Hwy.
Fallon, NV 89406
775-423-2055 Fax: 423-0467
Company employees: 4

Production:

Salt - 12,964 tons

Moltan Company/Fernley Nevada Facility (2)

Operator:

Moltan Company
P.O. Box 860
Fernley, NV 89408
775-423-6668 Fax: 423-6411
Company employees: 43

Production:

Diatomite

Popcorn Perlite Mine (3)

Operator:

Eagle-Picher Minerals, Inc.
P.O. Box 10408
Reno, NV 89510
775-824-7700 Fax: 824-7633

Production:

Perlite

Mineral County


Denton-Rawhide Mine (4)

Operator:

Kennecott Rawhide Mining Co.
P.O. Box 2070
Fallon, NV 89407
775-945-1015 Fax: 945-1213
Company employees: 182
Contract employees: 4

Production:

Gold - 104,349 oz
Silver - 817,787 oz



Newmont Mining Corporation
East Carlin site, Nevada

“Such big machines for such little amounts of gold,” photo by Shannon Squires

Section VI

Esmeralda County

Grefco Minerals (1)

Operator:

Grefco Minerals, Inc.
P.O. Box 288
Mina, NV 89422
775-Dicalite Toll Station #1
Fax: 760-872-6006
Company employees: 29

Production:

Diatomite

Mineral Ridge Mine (2)

Operator:

Golden Phoenix Minerals, Inc.
P.O. Box 67
Silver Peak, NV 89047
775-482-4406
Company employees: 9

Production:

Gold - 2,200 oz
Silver - 1,000 oz

Silver Peak Operations (3)

Operator:

Chemettal Foote Corp.
P.O. Box 98
Silver Peak, NV 89047
775-937-2222 Fax: 937-2250
Company employees: 65
Contract employees: 8

Production:

Lithium compounds

Nye County

Daisy Gold Mine (4)

Operator:

Glamis Daisy Mining Co.
P.O. Box 190
Beatty, NV 89003
775-553-2234 Fax: 553-2295
Company employees: 6
Contract employees: 37

Production:

Gold - 8,740 oz

IMV Nevada (5)

Operator:

Mud Camp Mining Co. LLC
dba IMV Nevada
Route Box 549
Amargosa Valley, NV 89020
775-372-5341 Fax: 372-5640
Company employees: 33

Production:

Specialty clays - 33,545 tons

New Discovery Mine and Mill (6)

Operator:

Vanderbilt Minerals Corp.
2320 Viking Road
Las Vegas, NV 89109
702-732-3174 Fax: 731-3621
Company employees: 7

Production:

Specialty clay - 396 tons

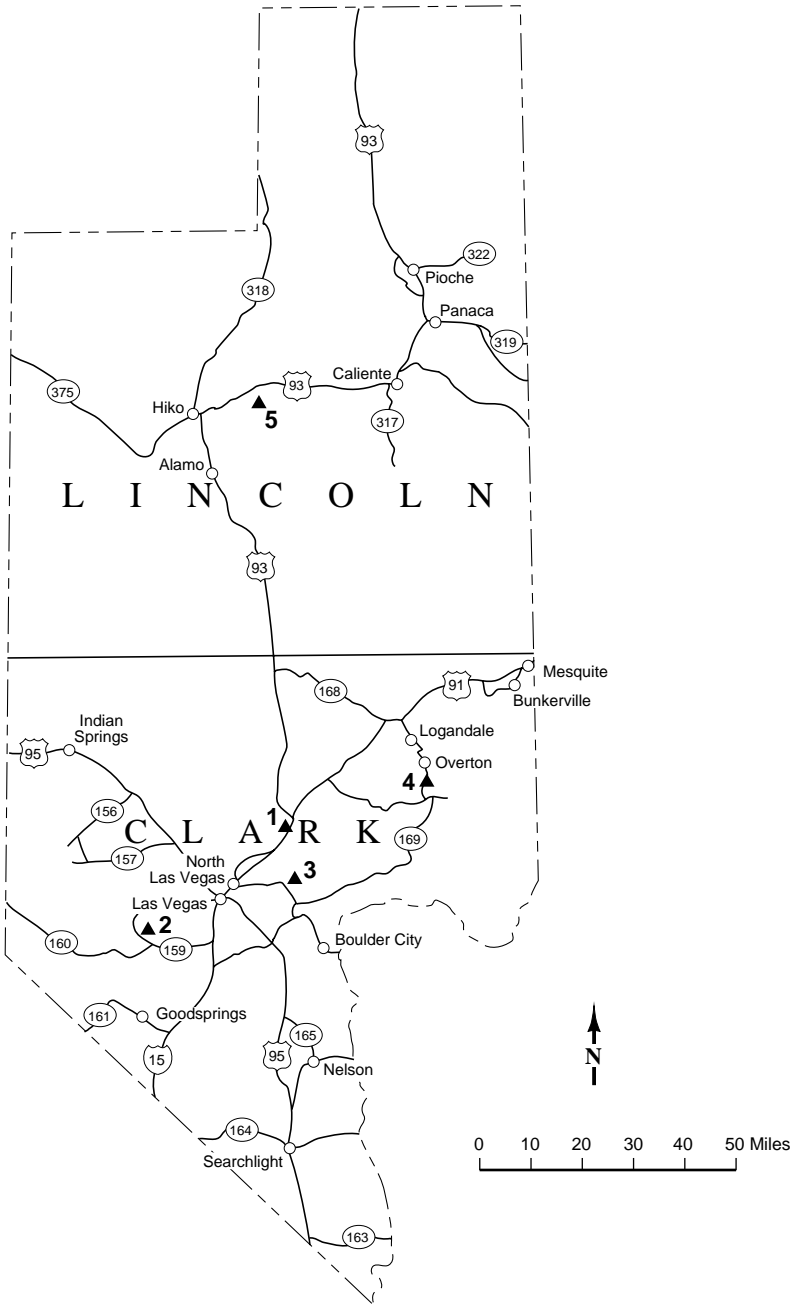
Premier Chemical (7)

Operator:

Premier Chemical
P.O. Box 177
Gabbs, NV 89409
775-285-2601 Fax: 285-4021
Company employees: 85

Production:

Magnesium oxide



Section VII

Clark County

Apex Quarry and Plant (1)

Operator:

Chemical Lime Co.
P.O. Box 3609
North Las Vegas, NV 89036
702-643-7702 Fax: 643-9517
Company employees: 76

Production:

Limestone, lime

James Hardie Gypsum (2)

Operator:

James Hardie Gypsum
HCR 89033, Box 2900
Las Vegas, NV 89124
702-875-4111 Fax: 875-4213
Mine employees: 22

Production:

Gypsum - 569,485 tons

PABCO Gypsum (3)

Operator:

Pacific Coast Building
Products, Inc.
1973 N. Nellis Blvd. #328
Las Vegas, NV 89115
702-643-1016 Fax: 643-6249
Company employees: 120
Contract employees: 4

Production:

Gypsum - 936,740 tons

Simplot Silica Products (4)

Operator:

Simplot Industries
P.O. Box 308
Overton, NV 89040
702-397-2667 Fax: 397-2798
Company employees: 43

Production:

Silica sand - 671,800 tons

Lincoln County

Tenacity Perlite Mine and Mill (5)

Operator:

Wilkin Mining & Trucking, Inc.
P.O. Box 829
Panaca, NV 89042
775-728-4463 Fax: 728-4456
Company employees: 8

Production:

Perlite

SUMMARY OF 2000 PRODUCTION

Gold	8,585,000	ounces *
Silver	23,205,000	ounces *
Barite (shipped)	480,000	tons
Copper	11,670,000	pounds
Diatomite	**	
Dolomite	**	
Gypsum	2,138,000	tons
Limestone	**	
Lithium carbonate	**	
Magnesium oxide	**	
Mercury	**	
Perlite	**	
Precious opal	**	
Salt	13,000	tons
Silica sand	672,000	tons
Specialty clay	85,000	tons

*Includes production from smaller mines not listed in this report.

**Proprietary information.

Economic Impacts of Mining in Nevada—2000

The Nevada mineral industry led the nation in 2000 in the production of gold, silver, and barite as it has for several years. Nevada also produced a wide variety of other mineral and energy commodities such as aggregates, clays, copper, diatomite, dolomite, geothermal energy, gypsum, lapidary and gem stones, lime and limestone, lithium compounds, magnesium compounds, oil, perlite, salt, silica, and specialty aggregates and clays. The total value of Nevada’s mineral production in 2000 was about \$2.7 billion (not including oil and geothermal energy). The production of precious metals accounted for about \$2.5 billion.

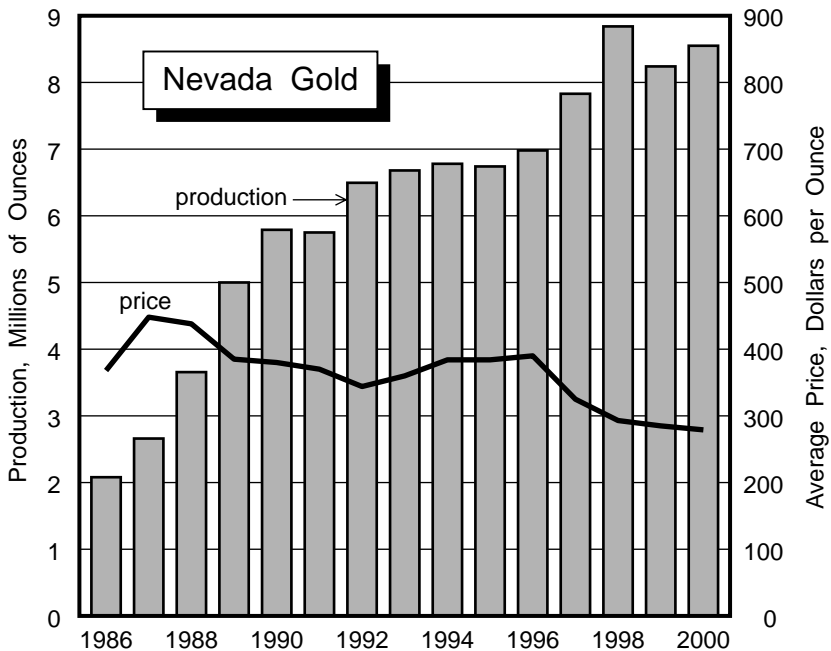
producer of gold in the world, behind only South Africa and Australia. Underground operations contributed about 20% of the gold production in 2000. Silver production climbed to 23,205,000 troy ounces, up from 1999’s level of 19,470,000 ounces. The year 2000 was the sixth year out of the past seven that Nevada’s silver production has exceeded 20 million ounces. Nevada’s nickname, the “Silver State,” is still appropriate. Copper production was about 11.7 million pounds, down from the 61.8 million pounds produced in 1999. Gypsum production was about 2.1 million tons, down from the 2.6 million tons produced in 1999.

Production Highlights

Nevada’s gold production was 8,585,000 troy ounces in 2000, the third year in a row above the 8 million ounce mark. This is higher than the 8,261,000 ounces produced in 1999, but short of 1998’s record level of 8,865,000 ounces. Nevada is the third largest

Employment

According to the Nevada Department of Employment, Training, and Rehabilitation, the Nevada mining industry employed approximately 11,050 employees for the last quarter of 1999 and the first three quarters of 2000, the latest yearlong period for which



employment figures are available. The average pay for mineral industry employees was \$57,906 for this time period, the highest average of any employment sector in the state. In addition, it is estimated that there are over 36,000 jobs in the state relating to providing goods and services needed by the mining industry. Mining employment has dropped for the third year in a row due primarily to continued low commodity prices and a slowdown in the development of new precious metals mines.

Taxes and Other Impacts

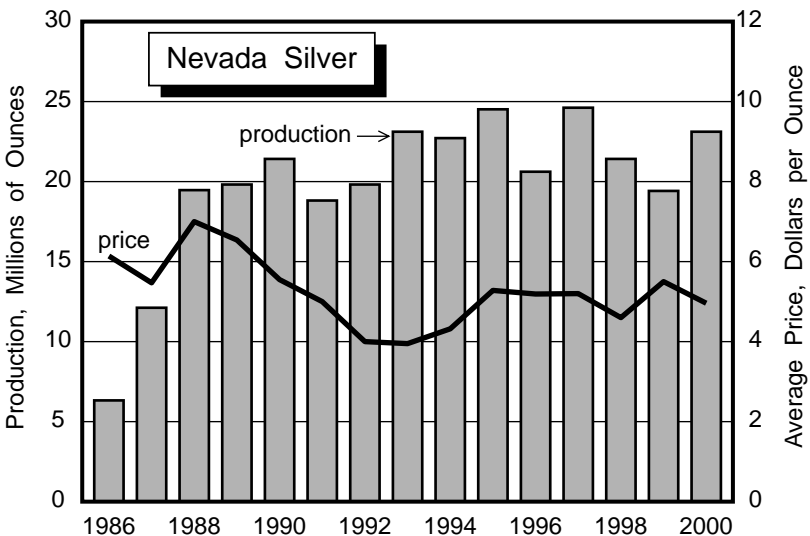
The taxes paid by the mining industry to state and local government include property taxes, sales and use tax, and unique to the mining industry, net proceeds of mines tax. Based on information from the Nevada Department of Taxation, the property taxes paid by the mining industry in 1999 totaled \$26.4 million. The amount of property taxes paid in the year 2000 is not known at this time. Sales and use taxes for fiscal year 2000 (July 1, 1999 to June 30, 2000) are calculated to be \$10.4 million, based on \$159.8 million in sales multiplied by an average rate of 6.5 %. The preliminary amount of net proceeds of mines taxes due pending appeals in 2000 was \$30.7 million.

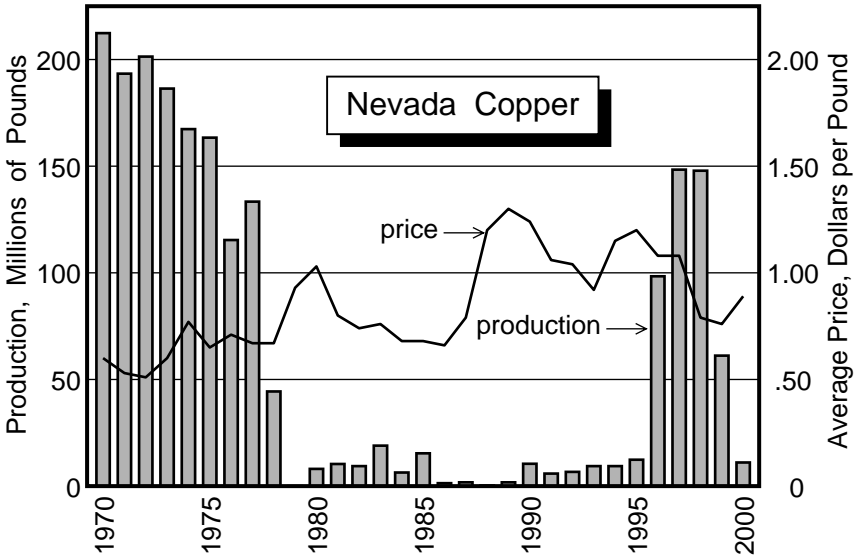
Permitting and Reclamation

Before mining can take place, plans of operation must be submitted and permits must be obtained from federal and state agencies to ensure that other resources such as wildlife, air, and water are protected. Nevada and federal laws and regulations require that lands disturbed by mining activities must be rehabilitated so they can be used for other purposes once mining is completed. This process, called reclamation, returns mined areas to other productive uses such as livestock grazing, wildlife habitat, or new industrial applications. To ensure that reclamation is done, mine operators are required to post reclamation bonds that are held by government agencies. The bonds are released only after the mined area is stabilized and the reclamation goals have been met. Over \$531 million in reclamation bonds are currently posted. Mine operators are proud of their efforts and are constantly seeking ways to enhance their reclamation technology.

Gold Reserves

Nevada’s reported gold reserves at or near currently operating mines that can be mined at a profit under current economic conditions

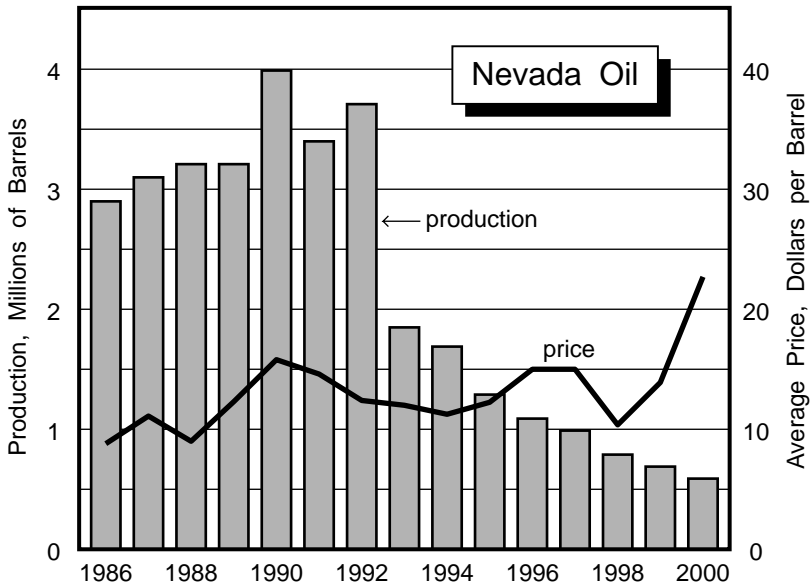




stood at about 73 million troy ounces at the end of 2000. The amount of reserves is always in a state of flux, with some reserves being lost to production, additional discoveries being made, and changing economic conditions. These reserves are down by about 14 million ounces from the 87 million ounces reported for the end of 1999. The price of gold and the cost of production are the main factors in determining whether a reserve is really a reserve or just a sub-economic resource. With the current price of gold between \$260 and \$270 per ounce, many companies have had to reevaluate their reserves and reclassify some as resources. Extensive gold resources, not currently economic, exist at or near many operations. An increase in the gold price would mean many companies would be able to reclassify their resources back into a reserve category. An increase in the cost of regulatory compliance has the same effect as a lowering of the gold price, thus increasingly complex and expensive regulations can reduce reserves. Under current conditions, the existing proven reserves are sufficient to sustain gold production at current levels for about 9 years.

Exploration

Exploration for new deposits, particularly gold, is an ongoing effort by both the producing companies and many others who do not operate mines in the state. Each year, the Division of Minerals conducts an exploration survey to determine the level of exploration activity and the factors that are responsible for those levels. The results for 2000 are not available yet, but the respondents to the 1999 survey indicated they spent \$86.7 million on exploration in Nevada in 1999 and projected spending \$102.0 million in 2000. The respondents reported having 225 geologists on their payrolls in 1999, but projected a decrease to 216 geologists in 2000. Existence of favorable geology was the most important factor influencing the level of the respondents activity, while commodity prices was the second most important factor. Exploration geologists and their support staff of drillers, assayers, and others represent a significant positive economic impact, particularly in Nevada’s rural areas.



Minerals Other Than Gold and Silver

Minerals besides gold and silver are also important to Nevada’s economy. Copper and industrial minerals such as barite, diatomite, dolomite, gypsum, limestone, lithium compounds, magnesite, perlite, salt, and specialty clays are produced in the state. Sand, gravel, and crushed stone are critical to the building requirements of the state’s infrastructure.

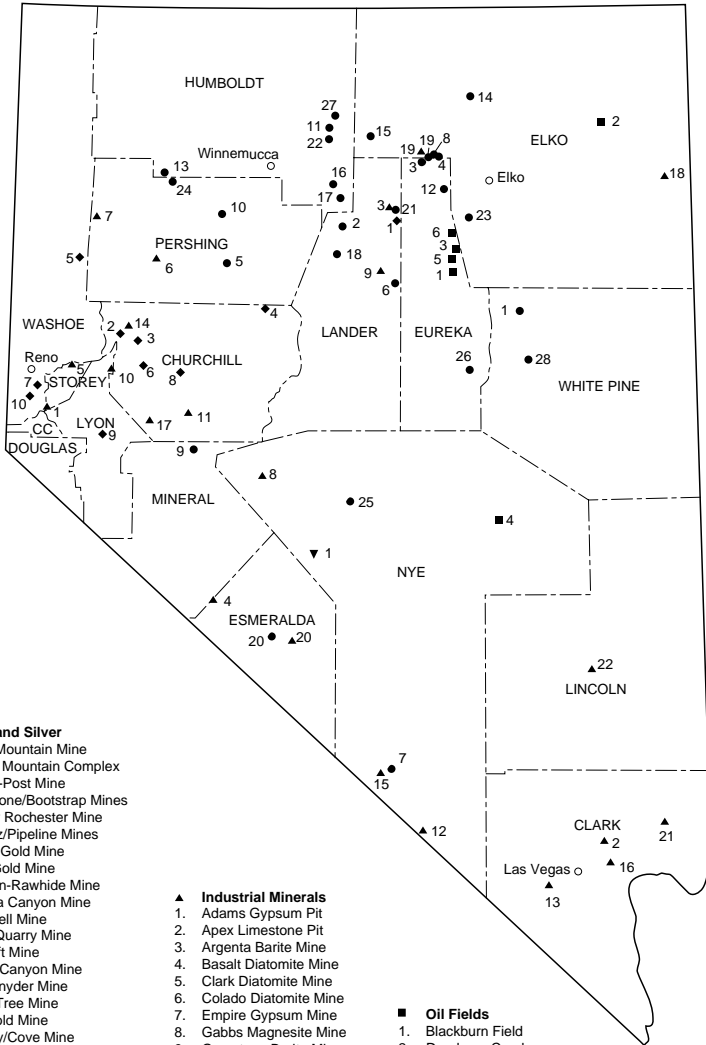
Oil and gas exploration and production is a relatively small industry when compared to mining, but is nonetheless important to the economy of east-central Nevada. In oil field terms, Nevada is considered a frontier, meaning its potential has yet to be realized. Oil production in 2000 was about 621,000 barrels (42 gallons per barrel) with an average value of \$22.68 per barrel for a total calculated value of \$14.1 million. Nevada oil is used for the production of kerosene, diesel, boiler fuel, and asphalt. No natural gas is commercially produced in the state although minor amounts of gas produced from some wells are used to fuel onsite equipment.

Nevada is rich in geothermal resources, and is second only to California in the production of geothermal power in the

United States. Currently, Nevada has 14 plants at 10 locations that produced approximately 1.26 million megawatt hours of electricity. This is enough to power about 80,000 typical homes. Geothermal heat is also used for a variety of commercial, domestic, and public applications in Nevada. Mining and agriculture are among the beneficiaries of geothermal heat. Schools in Elko County, and homes and commercial buildings in Lincoln and Washoe Counties are examples of public and private facilities using this renewable energy source.

Conclusion

Nevada’s mineral industry continued to be a major economic force in the state during 2000. This situation should continue for many years to come. Challenges will exist, as they always have, but Nevada’s mineral reserves and the potential to add to them will spur the creativity of the mineral industry. During the past years of relatively low commodity prices, many producers have found ways to cut their production costs. They will be well positioned to take advantage of increased margins when commodity prices improve.



● **Gold and Silver**

1. Bald Mountain Mine
2. Battle Mountain Complex
3. Betze-Post Mine
4. Capstone/Bootstrap Mines
5. Coeur Rochester Mine
6. Cortez/Pipeline Mines
7. Daisy Gold Mine
8. Dee Gold Mine
9. Denton-Rawhide Mine
10. Florida Canyon Mine
11. Getchell Mine
12. Gold Quarry Mine
13. Hycroft Mine
14. Jerritt Canyon Mine
15. Ken Snyder Mine
16. Lone Tree Mine
17. Marigold Mine
18. McCoy/Cove Mine
19. Meikle Mine
20. Mineral Ridge Mine
21. Mule Canyon Mine
22. Pinson Mine
23. Rain Mine
24. Rosebud Mine
25. Round Mountain Mine
26. Ruby Hill Mine
27. Twin Creeks Mine
28. Yankee Mine

▲ **Industrial Minerals**

1. Adams Gypsum Pit
2. Apex Limestone Pit
3. Argenta Barite Mine
4. Basalt Diatomite Mine
5. Clark Diatomite Mine
6. Colorado Diatomite Mine
7. Empire Gypsum Mine
8. Gabbs Magnesite Mine
9. Greystone Barite Mine
10. Hazen Diatomite Mine
11. Huck Salt Mine
12. IMV Nevada clay
13. James Hardy Gypsum
14. Molten Diatomite Mine
15. New Discovery clay
16. PABCO Gypsum
17. Popcorn Perlite Mine
18. Pilot Peak Limestone Quarry
19. Rossi Barite Mine
20. Silver Peak lithium carbonate
21. Simplot Silica Products
22. Tenacity Perlite Mine

■ **Oil Fields**

1. Blackburn Field
2. Deadman Creek
3. North Willow Creek Field
4. Railroad Valley (Eagle Springs, Trap Spring, Currant, Sand Dune, Grant Canyon, Bacon Flat, Kate Spring, Duckwater Creek, Sans Spring, and Ghost Ranch Fields)
5. Three Bar Field
6. Tomera Ranch Field

◆ **Geothermal Power Plants**

- | | |
|-----------------------|---------------------------------|
| 1. Beowawe | 6. Soda Lake No. 1 and No. 2 |
| 2. Bradys Hot Springs | 7. Steamboat I, IA, II, and III |
| 3. Desert Peak | 8. Stillwater |
| 4. Dixie Valley | 9. Wabuska |
| 5. Empire | 10. Yankee Caithness |

Major mines, oil fields, and geothermal plants, 2000.

Index

- Adams Claim Gypsum Mine 5
Apex Quarry and Plant 21
Argenta Mine and Mill 12
Bald Mountain Mine 15
Battle Mountain Complex 12
Battle Mountain Grinding Plant 12
Betze-Post Mine 11
Capstone/Bootstrap Mine 15
Carlin Operations (Newmont) 11
Clark Mine and Mill 5
Coeur Rochester Mine 8
Colado Mine and Plant 8
Cortez Gold Mines 12
CR Minerals Mine 5
Daisy Gold Mine 18
Dee Gold Mine 15
Denton-Rawhide Mine 17
Dunphy Mill 15
Empire Mine 8
Florida Canyon Mine 8
Getchell Mine 7
Grefco Minerals 18
Greystone Mine 12
Hazen Pit 5
Huck Salt 17
Hycroft Mine 7
IMV Nevada 18
James Hardie Gypsum 21
Jerritt Canyon Mine 15
Ken Snyder Mine 15
Lone Tree Mine 7
Marigold Mine 7
McCoy/Cove Mine 12
Meikle Mine 15
MIN-AD Mine and Mill 7
Mineral Ridge Mine 18
Moltan Company 17
Mule Canyon Mine 12
NCC Limestone Quarry 5
New Discovery Mine and Mill 18
PABCO Gypsum 21
Pilot Peak Lime Plant 15
Pinson Mine 7
Popcorn Perlite Mine 17
Premier Chemical 18
Rain Mine 15
Rosebud Mine 8
Rossi Mine 15
Royal Peacock Opal Mine 7
Ruby Hill Mine 11
Silver Peak Operations 18
Simplot Silica Products 21
Smoky Valley Common Operation 19
Tenacity Perlite Mine and Mill 21
Tonopah Mine 19
Turquoise Ridge Mine 7
Twin Creeks Mine 7
W. Glen Sexton Family Trust 8